

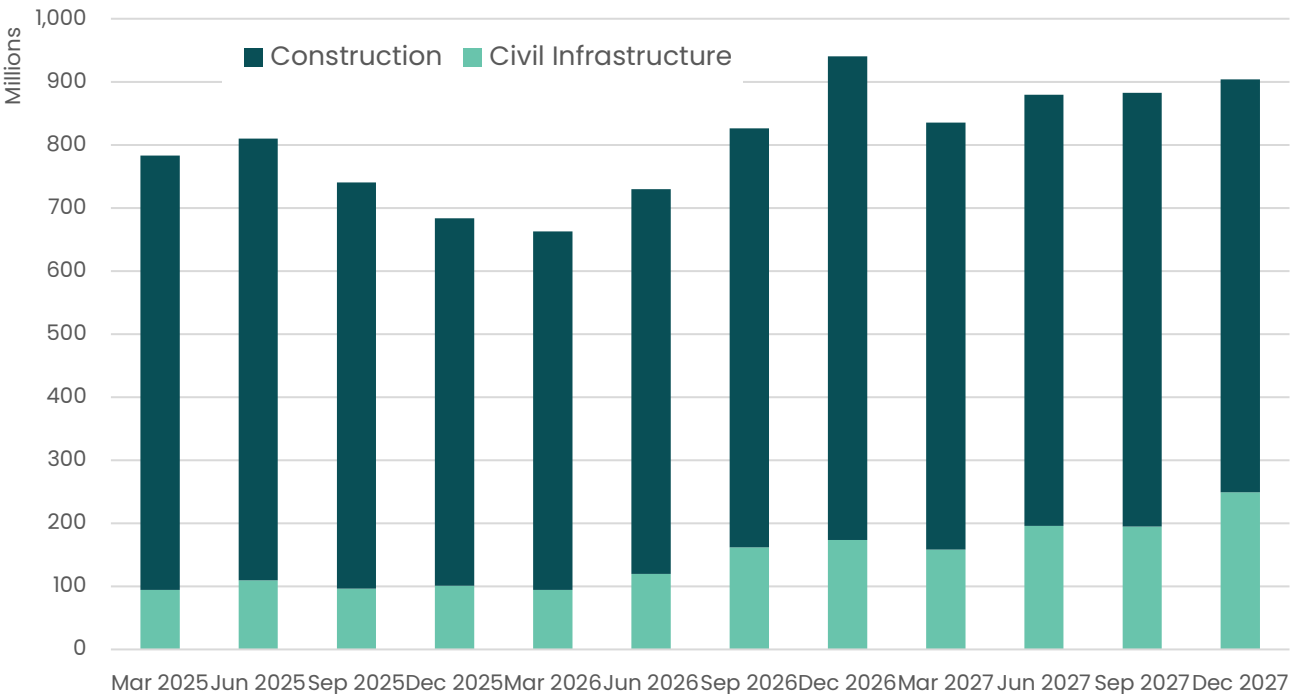
ADDING TO THE OTAGO STORY



**Read our 2022 deep dive
Otago regional report**



Otago anticipated project pipeline value and key projects [\(Link\)](#)



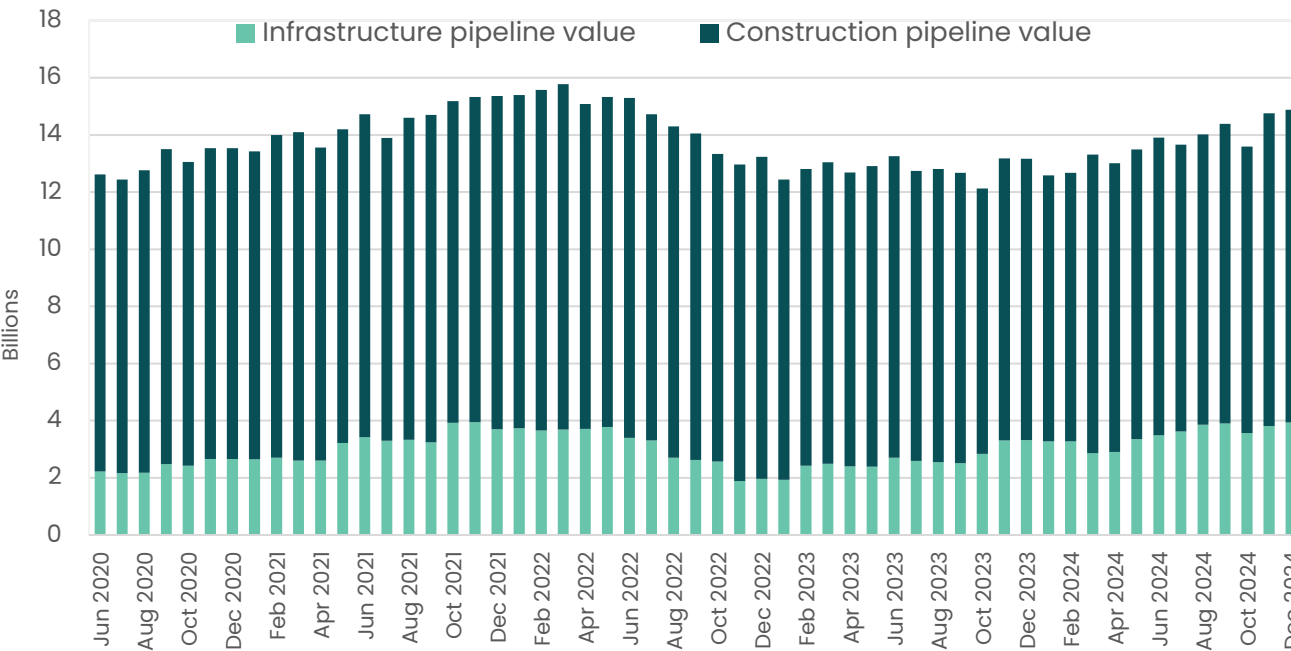
As of June 2025, the Otago region has a **three-year project pipeline value of \$9.57 Billion** (representing the total value of ongoing and scheduled construction over between 2025-27).

Fast-track projects (project value information provided by Pacifecon):

Construction	Infrastructure	Industrial/Energy
\$2,993,500,000	\$143,000,000	\$2,665,890,000

- ▶ The Otago region currently has approximately \$5.8 billion of the total share of approved fast-track projects. This represents 10% of the overall fast-track pipeline value.
- ▶ The approved projects include a series of housing developments and infrastructure projects throughout the region. The combined number of houses anticipated across all housing projects is approximately 6.5k residential units of varying types.
- ▶ Other significant projects include two renewable energy projects both wind farms, the Mahinerangi Wind Farm and Kaihiku Wind Farm.

Otago rolling five-year project pipeline value trend [\(Link\)](#)

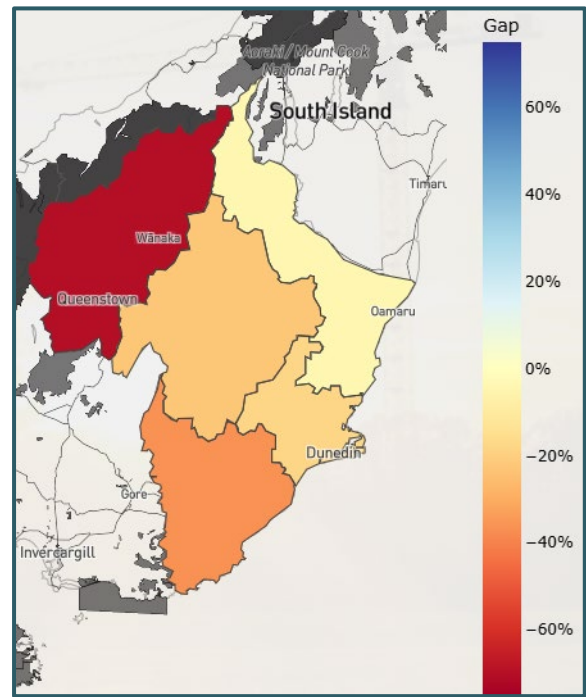


The Otago rolling five-year project pipeline trends:

- ▶ The rolling project pipeline value for Otago saw gentle growth from 2020 through to mid 2022 when it saw an almost equally gentle decline down towards late 2023. Since then the pipeline for the region has once again began a steady growth upwards indicating more work being planned and ultimately more work put in place.
- ▶ The story for Otago is one of a more sedate boom bust cycle on the basis of activity. Infrastructure is a little more jagged but generally follows the same pattern as construction.

Population changes 2023 Census data [\(Link\)](#) & population projections [\(Link\)](#)

- ▶ 2023 Census usually resident population: 240,900 (+7.0% since 2018)
- ▶ Total dwellings: 112,473 (+8.6% since 2018)
- ▶ Forecast population increase 2023-2028: 8,600 (+3.6%) at the 2023 population to dwellings ratios this would equate to an additional 4,015 dwellings.



- ▶ There is a **estimated Construction and Infrastructure workforce of 11,155** for the 2025-27 period.
- ▶ The total project pipeline value from 2025 - 2027 is \$9.57 billion.
- ▶ There is a **peak workforce supply and demand shortage during this period of 11,288 people** or 50.8%.

Iwi/hapū pipeline for the Otago region [\(Link\)](#)

- ▶ The iwi borders in the WIP follow Te Puni Kōkiri-approved boundaries, with Waipounamu covering the region. Users can drill down to individual iwi using the filters.
- ▶ As of June 2025, the total project pipeline value for is \$15 billion. This is up from \$14 billion in 2024.
- ▶ The total pipeline value over the three years from 2025 to 2027 is \$43 billion.

Otago 2023 Construction & Infrastructure Workforce [\(Link\)](#) + Training Numbers over time by Age [\(Link\)](#)

